


## Plan

|  |  |
|--|--|
| <b>Proficiency Level</b>                   | Novice Mid   |
| <b>Title</b>                               | <a href="#"><u>Árboles</u></a>   |
| <b>Summary</b>                             | Students raise awareness of what trees teach us by sharing a recording with the community of their dramatization of the book <a href="#"><u>Árboles</u></a> and by creating a 'quilt' poster indicating how they are planning to help protect trees  |
| <b>What are my learning targets?</b>       | <b>I can...</b> <ul style="list-style-type: none"><li>• Describe the cover of the book <a href="#"><u>Árboles</u></a> using the PZ Thinking Routine: I see - I think - I wonder</li><li>• Explain what it says on the pages in the book by creating motions according to what I listen</li><li>• Recite and perform a sentence from the book to share with the community</li><li>• Connect the book to the SDGs related to Planet</li><li>• Explain through drawing what I am planning to do to help protect trees</li></ul> |
| <b>What is my essential understanding?</b> | <i>What can we learn from trees?</i>   |

|   |   |
|---|---|
| <p><b>What is the input /resource?</b></p>  |  <p><u>Árboles</u></p>   |
| <p><b>How do we build background knowledge?<br/>How do we activate prior knowledge?</b></p> | <ul style="list-style-type: none"> <li>● Review the Sustainable Development Goals by organizing them into the 5 following categories: People - Planet - Peace - Partnerships - Prosperity</li> <li>● Students match pictures to words according to keywords in the book</li> </ul>  |
| <p><b>What is my introduction to this lesson?</b></p>                                       | <ul style="list-style-type: none"> <li>● Describe the cover of the book using the PZ Thinking Routine: Veo - Pienso - Me pregunto</li> </ul>  |
| <p><b>How do I want my students to process this input?</b></p>                              | <ul style="list-style-type: none"> <li>● Students listen to the story and come up with a motion for each page</li> <li>● Students listen to the story again and make the corresponding motions</li> <li>● After reading the book <ul style="list-style-type: none"> <li>○ Students read sentence-strips with sentences from the book</li> <li>○ Students dramatize the sentences and choose one to perform</li> <li>○ Students use Flipgrid to record themselves dramatizing sentences from the book. Teacher shares the recording with the community to bring awareness of what we can learn from trees</li> </ul> </li> </ul> |

|   |   |
|---|---|
|   | <ul style="list-style-type: none"> <li>○ Students connect the book to the SDGs that correspond to Planet</li> </ul>   |
| <b>How could we reflect upon your learning?</b> | <ul style="list-style-type: none"> <li>● Students reflect on how they can help protect trees <ul style="list-style-type: none"> <li>○ Students create a 'quilt' poster out of the class drawings indicating ways in which they are planning to help protect trees</li> </ul> </li> </ul>  |
| <b>What extension activities could be done?</b> | <ul style="list-style-type: none"> <li>● Students watch the video on the book <a href="#">Arboles</a> and compare it to the book. They explain what they like of each</li> <li>● Students prepare a collage with photos of their favorite tree in their neighborhood</li> <li>● Invite a guest speaker to talk about trees</li> </ul> |
| <b>What other resources should be credited?</b> | <ul style="list-style-type: none"> <li>● <a href="#">Árboles</a> - the book</li> <li>● <a href="#">Árboles</a> - YouTube</li> <li>● <a href="#">SDGs</a></li> <li>● <a href="#">Veo Pienso Me pregunto</a></li> <li>● <a href="#">Los Objetivos de Desarrollo Sostenible</a></li> </ul>   |

### EdTech Ideas


-Use [Quizlet](#) flashcards for students to match pictures to words according to keywords in the book

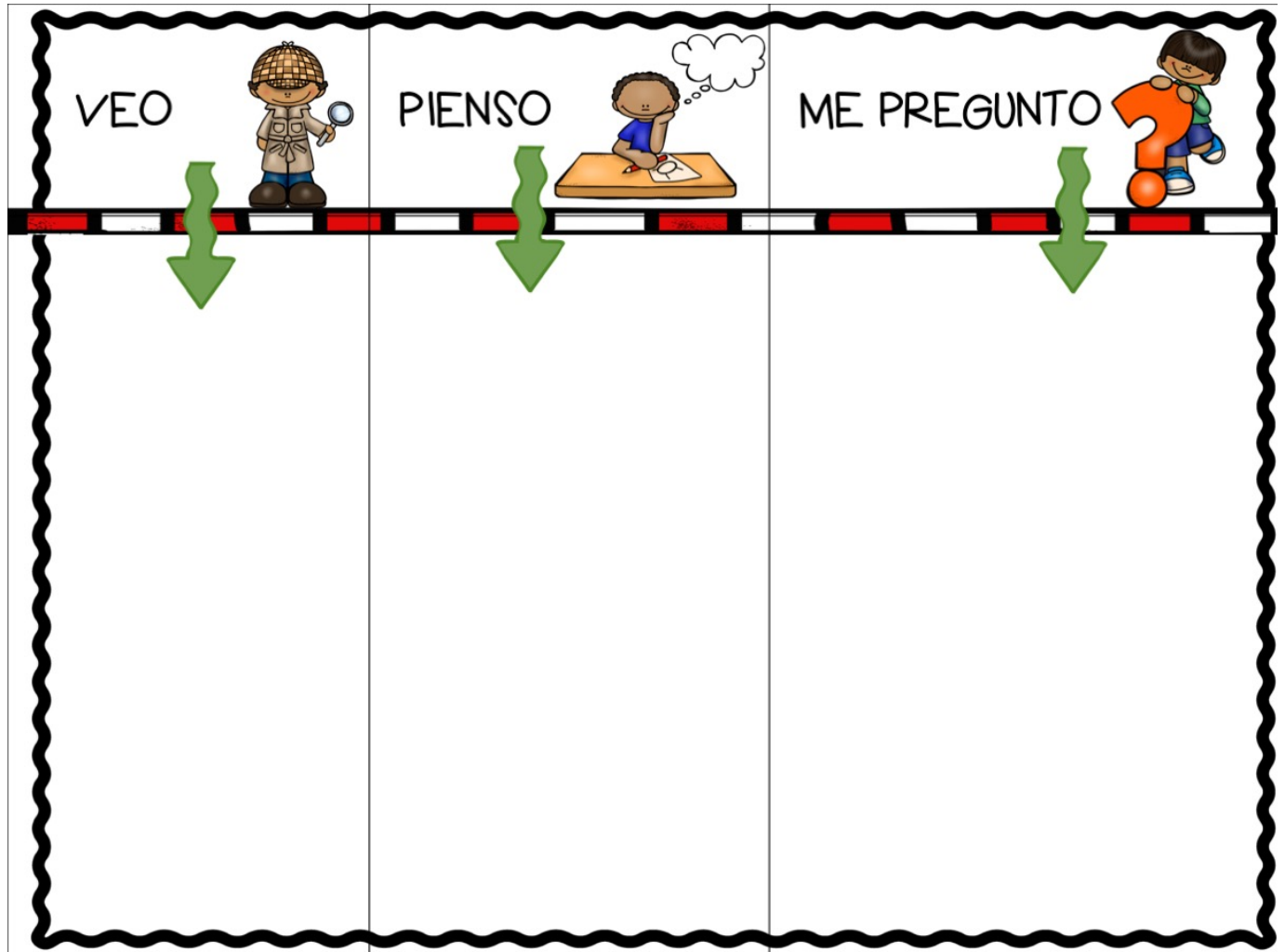
-Use [Sketchpad](#) to draw for the 'quilt' poster

-Use [Flipgrid](#) to record each student individually

## Árboles

1. Mira la tapa del libro y completa el organizador gráfico





<https://www.orientacionandujar.es/wp-content/uploads/2017/02/RUTINAS-VEO-PIENSO-ME-PREGUNTO-INFANTIL-Y-PRIMARIA-A36.jpg>

**2. Escucha y actúa las oraciones del libro**

**3. Corta las tiritas con las oraciones, léelas y actúalas. Luego elige una que te guste para actuar. Más tarde, grábate para compartir con la comunidad**

Los árboles duermen en invierno.

Los árboles se despiertan en primavera.

Los árboles dan sus frutos en verano.

Los árboles pierden sus hojas en otoño.

Los árboles no pueden cambiar de lugar.

Los árboles dan sombra.

Los árboles limpian el aire que respiramos.

Los árboles nos regalan sus semillas en cada fruto.

4. Lee el cartel de los Objetivos de Desarrollo Sostenible. Elige los objetivos que se conectan con el libro y pégalos en el rectángulo



<https://www.argentina.gob.ar/politicassociales/ods/institucional/17objetivos>



**5. Haz un dibujo para crear un cartel grupal indicando cómo vas a ayudar a proteger a los árboles.**

**Yo voy a ayudar a proteger a los árboles así.**

